




PERSPECTIVE VIEW I

SCALE: N.T.S.



AHARONIAN  
& ASSOCIATES, INC.  
Architects  
401-232-5010  
www.arch-eng.com


VALLEY CROSSING  
18 VALLEY ROAD  
MIDDLETOWN, RHODE ISLAND  
OCTOBER 18, 2022





PERSPECTIVE VIEW 2

SCALE: N.T.S.



AHARONIAN  
& ASSOCIATES, INC.  
Architects  
401-232-5010  
www.arch-eng.com


VALLEY CROSSING  
18 VALLEY ROAD  
MIDDLETOWN, RHODE ISLAND  
OCTOBER 18, 2022





PERSPECTIVE VIEW 3


SCALE: N.T.S.



AHARONIAN  
& ASSOCIATES, INC.  
Architects  
401-232-5010  
www.arch-eng.com

VALLEY CROSSING  
18 VALLEY ROAD  
MIDDLETOWN, RHODE ISLAND  
OCTOBER 18, 2022





AHARONIAN  
& ASSOCIATES INC.  
ARCHITECTS

310 George Washington Highway  
Suite 100  
Smithfield, Rhode Island  
0 2 9 1 7

T 401-232-5010  
F 401-232-5080  
WWW.ARCH-ENG.COM

DISCLAIMER

OWNERSHIP AND USE OF DOCUMENTS, DRAWINGS AND SPECIFICATIONS ARE INSTRUMENTS OF PROFESSIONAL SERVICE AND SHALL REMAIN THE PROPERTY OF THE ARCHITECT. THESE DOCUMENTS ARE NOT TO BE USED, IN WHOLE OR IN PART, FOR ANY OTHER PROJECTS OR PURPOSES OR BY ANY OTHER PARTIES THAN THOSE PROPERLY AUTHORIZED BY CONTRACT WITHOUT THE EXPRESS WRITTEN AUTHORIZATION OF THE ARCHITECT.

REVISIONS

△ NUMBER	REMARKS	DATE

FOR REVIEW

PROJECT TITLE

MIDDLETOWN RI  
MEDICAL  
BUILDING SHELL

402B VALLEY ROAD  
MIDDLETOWN, RI 02842  
Newport County

DRAWING TITLE

PROPOSED  
FLOOR PLAN

DATE  
JUNE 09, 2022

PROJ NO  
22120

DRAWN BY  
ERM

CHECKED BY  
JA

DRAWING NUMBER

A1.1

