
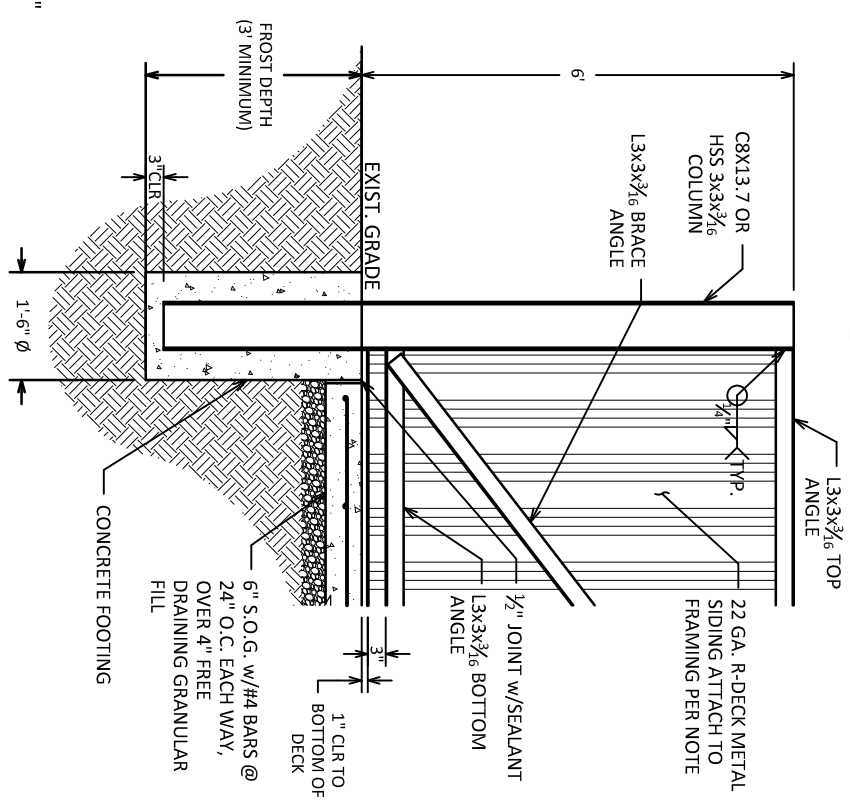
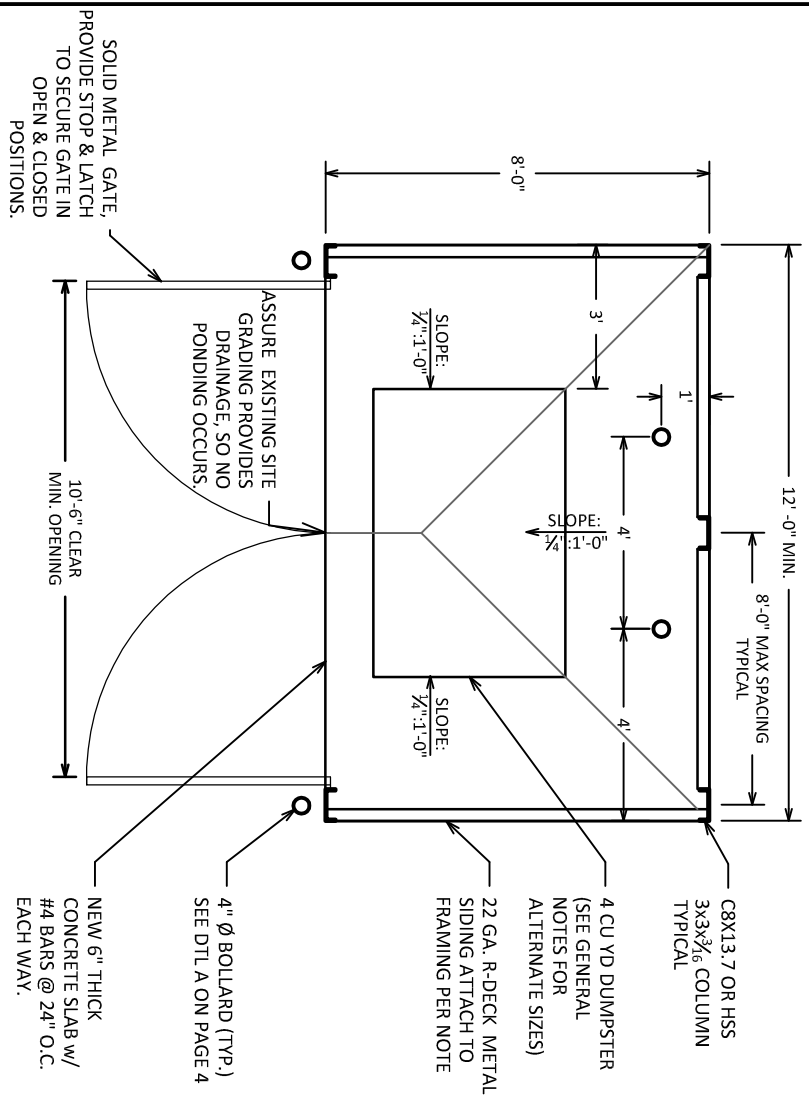


PROPOSED DUMPSTER ENCLOSURE

OCEAN NEPORT CDR+J
 310 WEST MAIN RD.
 MIDDLETOWN, RI 02842



40850 Grand River Ave, Suite 200
 Norwalk, CT 06855
 203.471.7827 ext
 203.471.7388 fax



DETAIL A - TYPICAL POST DETAIL


METAL FENCE ENCLOSURE

- NOTES:
1. ALL STEEL MEMBERS TO BE ASTM A36 STEEL, PRIMED AND PAINTED.
 2. WELDS TO BE DONE BY CERTIFIED WELDER. WELDS TO BE PERFORMED USING E70XX ELECTRODE MINIMUM.
 3. METAL SIDING TO BE PRIMED AND PAINTED OR GALVANIZED. ATTACH TO TOP AND BOTTOM MEMBERS AT 12" O.C. WITH 3/4" Ø PUDDLE WELDS, HILTI X-EDN PIN, OR #12 TEK SCREWS. SIDE LAP PANEL CONNECTIONS SHALL BE AT 18" O.C. USING EITHER 1 1/2" TOP SEAM WELDS OR #12 TEK SCREWS.
 4. HILTI PINS OR TEK SCREW CONNECTORS (IF USED) ARE TO BE GALVANIZED.
 5. PRIME AND PAINT OR OTHERWISE SEAL ALL CONNECTIONS TO PROTECT AGAINST WEATHER. OWNER SHALL BE RESPONSIBLE TO MAINTAIN SEALANTS AND PREVENT METAL FROM RUSTING OR OTHERWISE DEGRADING.
 6. CHAIN LINK GATE MAY BE USED PROVIDED THAT THE GATE HAS 3 1/2" X 5" PVC PRIVACY SLATS
 7. MINIMUM 2" CLEARANCE BETWEEN THE POST AND CONCRETE EDGE

OCEAN NEPORT CDR+J
310 WEST MAIN RD.
MIDDLETOWN, RI 02842



40850 Grand River Ave Suite 200
Norwalk, MI 48375
248.471.7877 ph
248.471.7868 fax



OUTDOOR FURNITURE GENERAL NOTES
MANUFACTURER: LANDSCAPE FORMS
WASTE RECEPTACLE: CHASE PARK LITTER RECEPTACLE
IMAGES ARE FOR GENERAL LAYOUT AND STYLE REFERENCE. FINISHES TO BE SELECTED BY OWNER

PROPOSED OUTDOOR WASTE RECEPTACLE TYP. (2)